



I-Chereng

Born for Innovative Coils




CDT *series* condenser



For Small Commercial System application

小型商用冷凝器系列

CDT family



CDT048~CDT200, CDT250




CDT210, CDT260~CDT800



CDT family



CDT9000~CDT1000



CDT Series--The most popular condenser for small commercial refrigeration system!
Compact, Valuable Condenser!

CDT 系列--小型商業冷凍系統最受歡迎的冷凝器!

緊緻、高價值的散熱器！

Exterior

This series is designed for small commercial refrigeration system application. All models are for installation on showcase or cold room. Slim and with optional base plate make it easy to integrate compressor, condenser and accessories on the same plate.

外觀

此系列機種是專為小空間的小型冷凍系統所設計。全機種適合安裝於展示櫃或冷凍庫上方。精巧箱體與選配機板設計，易於整合壓縮機，冷凝器與配件在同一機板上。

Interior

Vertical coil is well arranged in a compact cabinet. Equipped with high performance inside fan set provides the best air flow. All series come with inner grooved tubes. Gravity type circuit design reduces the pressure loss of condenser for small capacity model.

內在

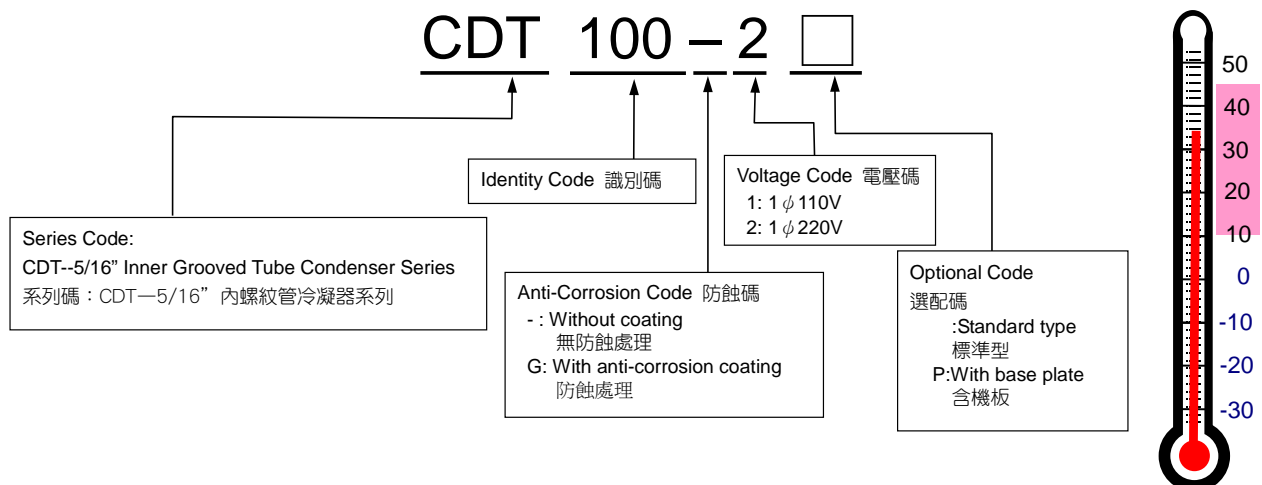
垂直式交換器緊湊地安裝於單一箱體內。內置式高效能風車提供最佳氣流量。全系列採用內螺紋管製造。小能力機種重力式迴路設計減少冷凝器的壓損。

Functional

All units are carefully designed for better cooling efficiency. Optimum refrigerant distribution design carries out the best efficiency in small dimension. With low volume design cuts down refrigerant cost expense and shortens the heavy running current time at every start up.

功能

全系列機種經過詳細設計，以發揮最佳的冷凝效果。優化的冷媒分配設計實現小空間大效能的理想。低容積設計減少冷媒費用支出並縮短每次啟動運轉大電流的時間。



50Hz

Technical Data

MODEL 型號	Capacity 能力 kW TD=12°C	Inner Volume 管內容積 litter	Heat Transfer Area 傳熱面積 m ²	Fin Spacing 鱗片間距 mm	Fan Set 風車		
					Qty. 數量	Dia.葉徑 mm	Airflow 風量 cmh
CDT048-□□	0.88	0.61	1.58	5.08	1	229	557
CDT075-□□	1.29	0.40	2.22	5.08	1	250	816
CDT100-□□	1.59	0.60	2.97	5.08	1	250	781
CDT125-□□	1.79	0.80	3.69	5.08	1	250	739
CDT150-□□	2.31	0.90	6.23	3.63	1	250	822
CDT200-□□	3.73	1.30	8.02	3.63	2	250	1460
CDT250-□□	4.16	1.70	10.24	3.63	2	250	1405
CDT210-□	3.13	0.9	6.42	2.82	2	305	1300
CDT260-□	3.68	1.2	8.56	2.82	2	305	1247
CDT300-□	6.33	1.8	12.8	2.82	2	305	2600
CDT400-□	7.40	2.00	17.1	2.82	2	305	5494
CDT500-□	9.43	2.80	19.3	2.82	2	305	3900
CDT600-□	11.00	3.70	25.7	2.82	2	305	3742
CDT700-□	12.70	4.60	25.7	2.82	2	305	5200
CDT800-□	14.80	4.00	34.3	2.82	2	305	4989
CDT900-□	19.24	5.40	38.6	2.82	2	450	6920
CDT1000-□	21.03	6.70	48.2	2.82	2	450	6516

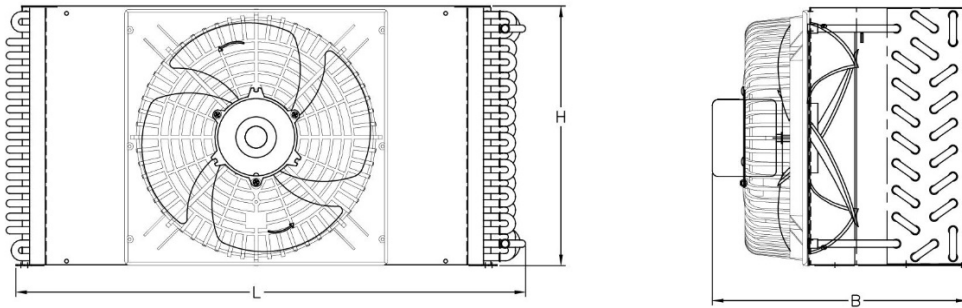
Dimension

MODEL 型號	Connection 冷媒接管		Dimension 尺寸 mm		
	In 入	Out 出	L	H	B
CDT048-□	5/16"	5/16"	387	283	234
CDT048-□P#	5/16"	5/16"	396	304	502/B'=252
CDT075-□	5/16"	5/16"	387	283	234
CDT075-□P*	5/16"	5/16"	396	304	545/B'=292
CDT100-□	5/16"	5/16"	387	284	279
CDT100-□P*	5/16"	5/16"	396	302	545
CDT125-□	5/16"	5/16"	387	284	279
CDT125-□P*	5/16"	5/16"	396	302	545/B'=264
CDT150-□	5/16"	5/16"	566	284	279
CDT150-□P#	5/16"	5/16"	569	296	589
CDT200-□	1/2"	1/2"	731	284	279
CDT200-□P#	1/2"	1/2"	722	297	589/B'=301
CDT250-□	1/2"	1/2"	731	284	279
CDT250-□P#	1/2"	1/2"	722	297	589/B'=301
CDT210□	5/8"	1/2"	509	417	302
CDT260□	5/8"	1/2"	509	417	302
CDT300-□	5/8"	1/2"	913	417	302
CDT400-□	5/8"	1/2"	913	417	302
CDT500-□	5/8"	1/2"	1327	417	302
CDT600-□	5/8"	5/8"	1327	417	302
CDT700-□	5/8"	5/8"	1731	417	302
CDT800-□	5/8"	5/8"	1731	417	302
CDT900-□	3/4"	5/8"	1327	620	396
CDT1000-□	3/4"	5/8"	1327	620	396

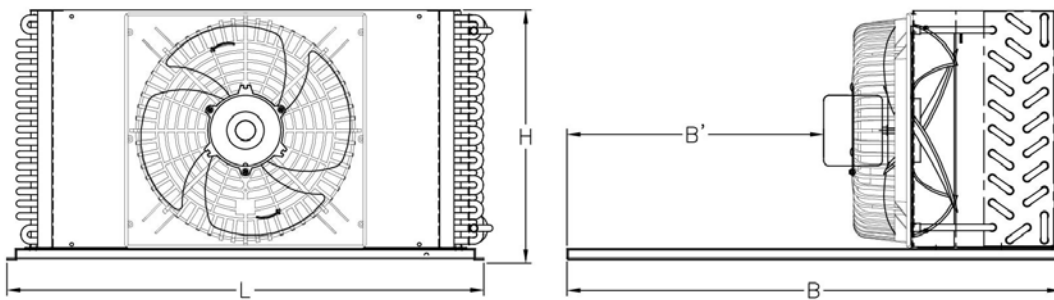
* CDT075-□P、CDT100-□P、CDT125-□P: With plastic base plate 塑膠機板

CDT048-□P、CDT150-□P、CDT200-□P、CDT250-□P: With Galvanized Steel plate 鍍鋅鋁板機板

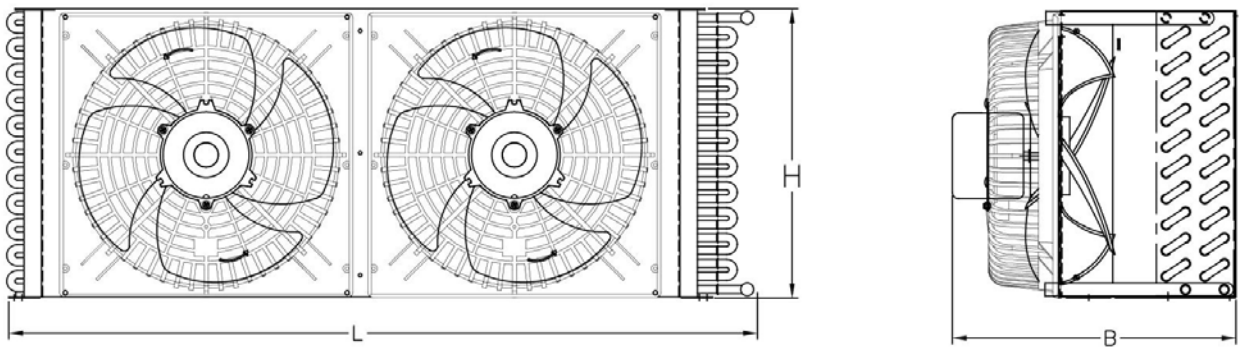
CDT048-□、CDT075-□、CDT100-□、CDT125-□、CDT150-□



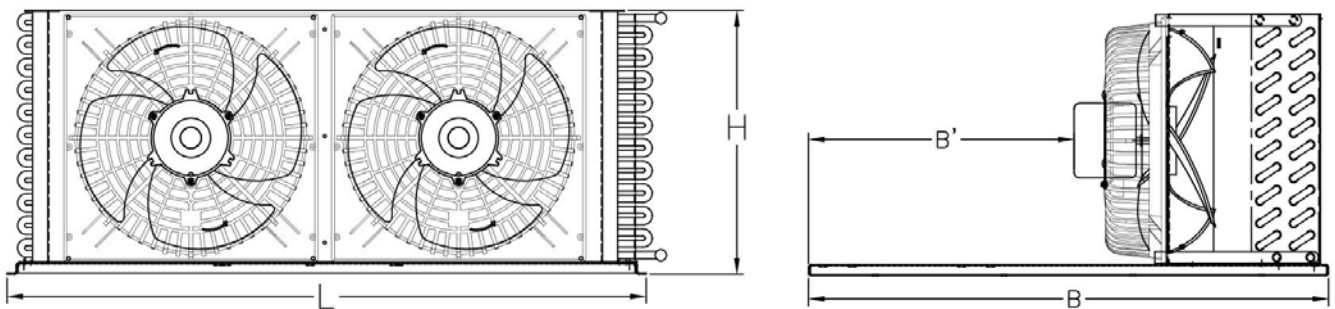
CDT048-□P、CDT075-□P、CDT100-□P、CDT125-□P、CDT150-□P



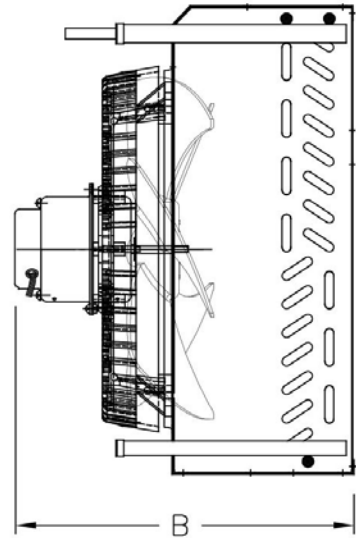
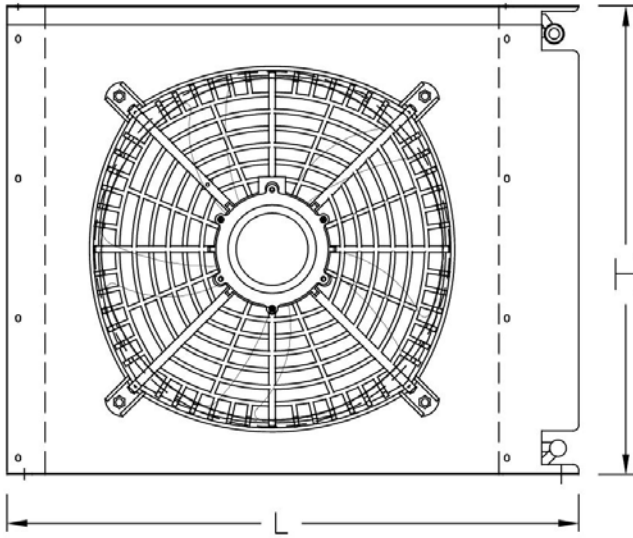
CDT200-□、CDT250-□



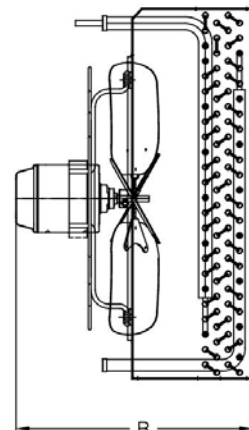
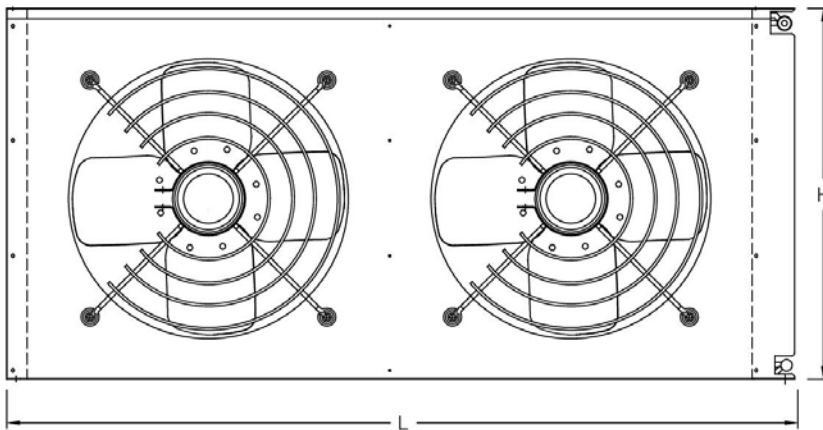
CDT200-□P、CDT250-□P



CDT210□、CDT260□、CDT300□、CDT400□、CDT500□、CDT600□、CDT700□、
CDT800□



CDT900□、CDT1000□



Capacity Selection 能力選擇

All the capacity data listed on the catalog is based on R404A and the temperature difference between inlet air temperature of coil and condensing temperature. The condition is listed on Table 1.

For the condition differs from above should be modified by following equation.

$$Q_r = Q_c \times f_1 \times f_2$$

Q_r : Rating capacity of condenser

Q_c : Capacity of condenser listed on catalog

f_1 : Correction factor for different temp. difference

$$f_1 = \Delta T / 15$$

ΔT : temp. difference between inlet air and condensing temp.

f_2 : Correction factor for refrigerant on Table 2

If installed above sea level more than 500m, please contact with us.

We also provide the anti corrosion coils (EnergyGuard® technology), if select the EnergyGuard coating, the capacity should time 0.975 correction factor again.

本型錄所有的能力資料是依據使用R404A以及表1所列的熱交換器進口空氣溫度與冷凝溫度溫度差所計算。

當條件與表1所列不同時，請依照下式進行能力修正：

$$Q_r = Q_c \times f_1 \times f_2$$

Q_r : 冷凝器額定能力

Q_c : 冷凝器型錄能力

f_1 : 不同溫度差修正係數

$$f_1 = \Delta T / 15$$

ΔT : 進口空氣溫度與冷凝溫度溫度差

f_2 : 表2不同冷媒修正係數

如果安裝在海拔高於500公尺以上的場所時，請與我們聯繫。

我們也提供防蝕處理的盤管(衛能防蝕技術®)，如果選購衛能防蝕處理，則能力必須要再乘上0.975。

Table 1 Catalog capacity conditions

表1 型錄性能條件

Item 項目	Condition 條件
Refrigerant 冷媒	R404A
Temperature Difference 溫度差	12 °C

Table 2 Correction factor f for different refrigerants

表2 不同冷媒修正係數 f_2 值

Factor 係數	R404A/R507	R134a
f_2	1	0.93

Fan Set Performance

風車性能

Our fan set is designed for free outlet not for ducting purpose. If you have requirement for install air duct at the air outlet of condenser, please contact with us for special design.

我們的風車設計是直接排出熱交換器，所有的表列風車能力是依據出口端無障礙物時所獲得，並不是為安裝風管所設計。如果您要於風車出口安裝風管，請與我們聯絡。

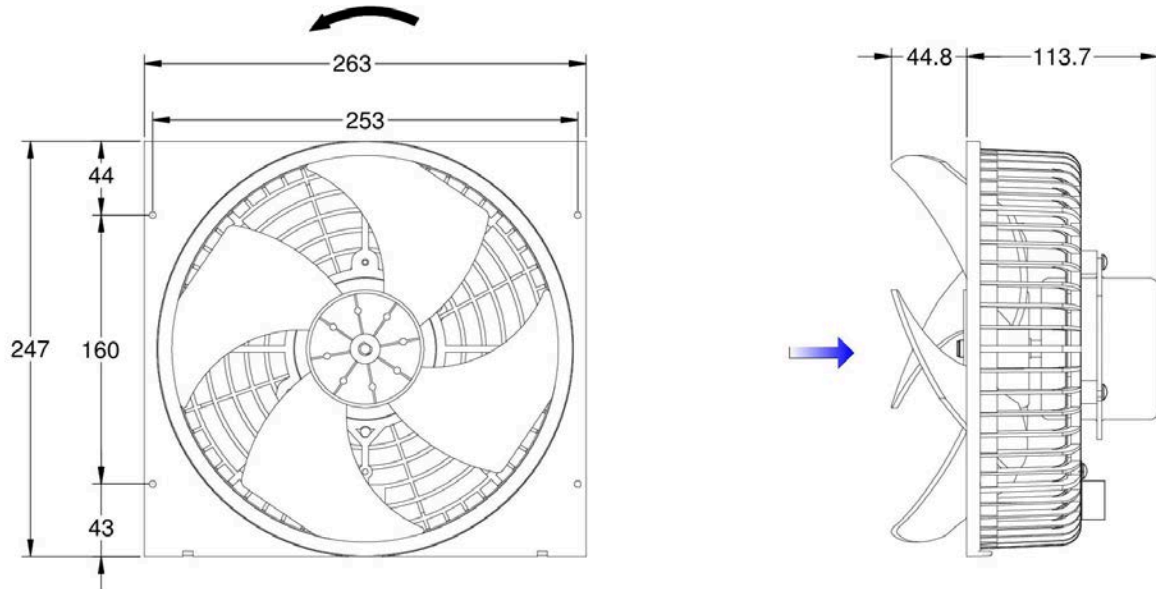
Table 3 Performance table of fan set (for one set)

表 3 風車組性能表(單組)

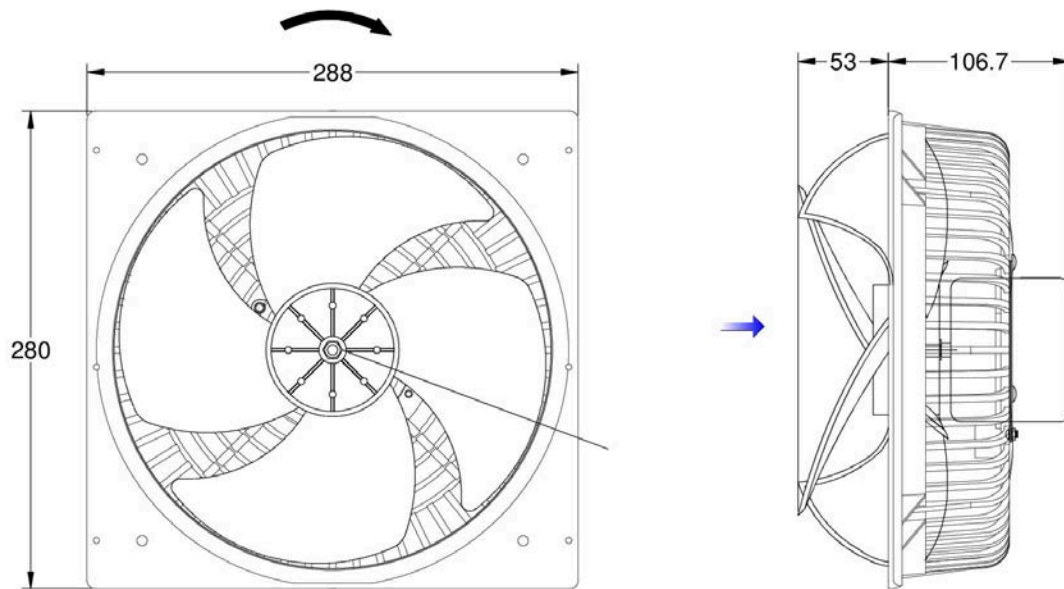
Hz 頻率	Fan Set Model 風車型號	Fan dia. 葉徑 mm	Input 入力 W	Voltage 電壓 V	Rating Current 額定電流 A
50Hz	6609D	229	55	1ø220V	0.20
	660AE	250	55	1ø220V	0.20
	660CT	305	123	1ø220V	0.52
	660H2	450	200	1ø220V	0.82

Dimension of Fan set 風車組尺寸

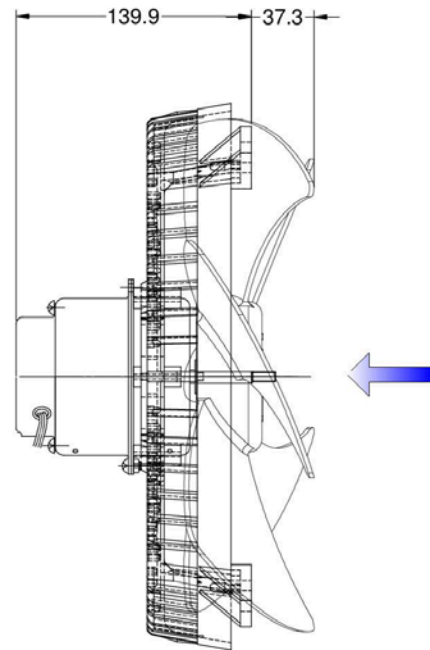
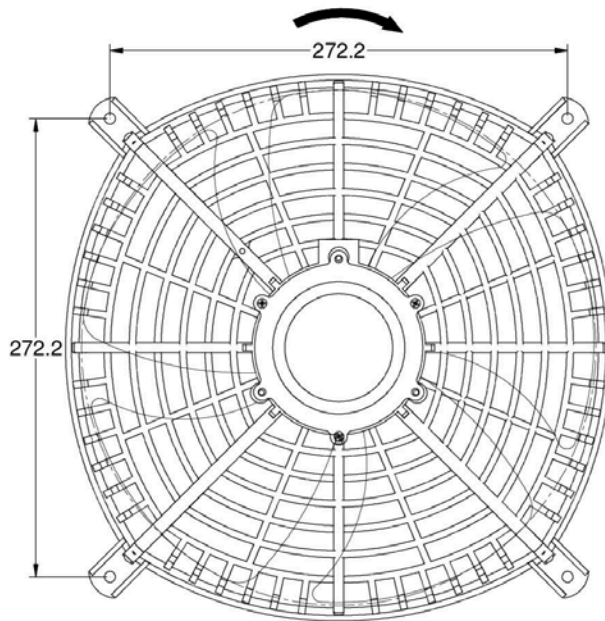
6609D



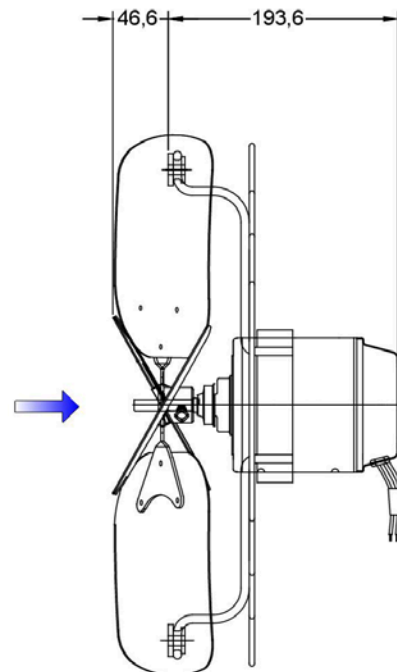
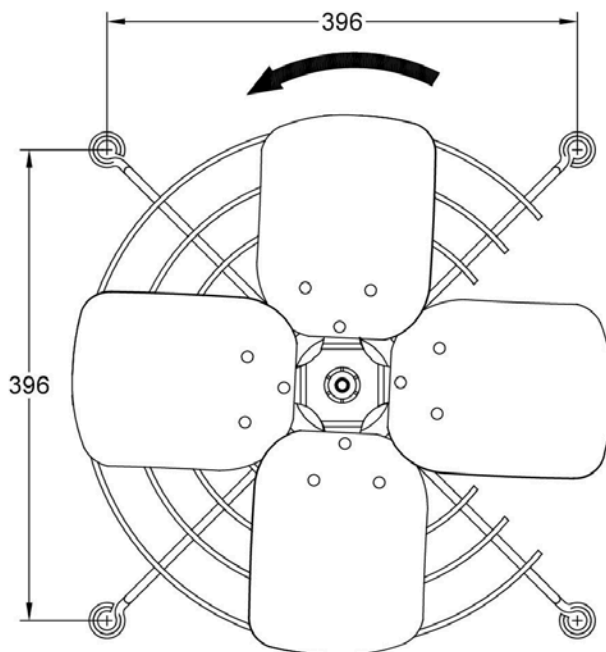
660AE



660CT



660H2



Parts Specification of our unit coil**熱交換器部品規格**

Parts 部品	Specification 規格
Fins 鰭片	Aluminum Alloy 1100 鋁合金 1100
Tubes 管	Copper C1220T 5/16" 紫銅管 C1220T 5/16"
Casing 箱體	Galvanized Steel G3302 SG-CC 鍍鋅鋼板 G3302 SG-CC
Fan motor 風車馬達	IP 23
Anti Corrosion(Optional) 鰭片防蝕 (選購)	EnergyGuard® 衛能防蝕技術

Subject to change without notice! 資料變更恕不另行通知!



I-Cherng Refrigeration Industrial Co., Ltd.

一丞冷凍工業股份有限公司

Heat Exchanger Taiwan 熱交換器 台灣製造

No.12 Chu Kuang 1st St., Daliao Dist.,

Kaohsiung City, 83164, Taiwan

台灣高雄市大寮區莒光一街 12 號

Tel:07-7873666 Fax:07-7872999

Website: www.icherng.com.tw

Email: icherng.com@msa.hinet.net



Heat Exchanger Taiwan

一丞