



**I-Chereng**

*Born for Innovative Coils*



**HCT** *series* **unit cooler**

**Dual discharge application**  
**雙出風蒸發器系列**

## *HCT Series—Dual discharge for better temperature and humidity!*

**More Gentle Flow, More steady in Environment Control!**

## **HCT 系列—最適合溫度濕度控制之雙向氣流蒸發器！**

更平緩的氣流、更穩定的環境控制！

### **Exterior**

This series is specially designed for high humidity cold storage and food processing room application. Only 315mm high profile occupies less space. With dual discharge is easy to deliver better air flow in storage room.\*

### **Interior**

Two heat exchangers inside increases heat transfer area in a small cabinet. With inner grooved tube, even at low air velocity this design still can maintain high performance.

### **Functional**

This series is carefully designed for vegetables/fruits storage and processing room application. With gentle air flow avoids the dry up during storage period. Large heat transfer area design makes temperature and humidity control much easier.

### **外觀**

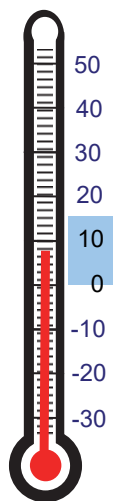
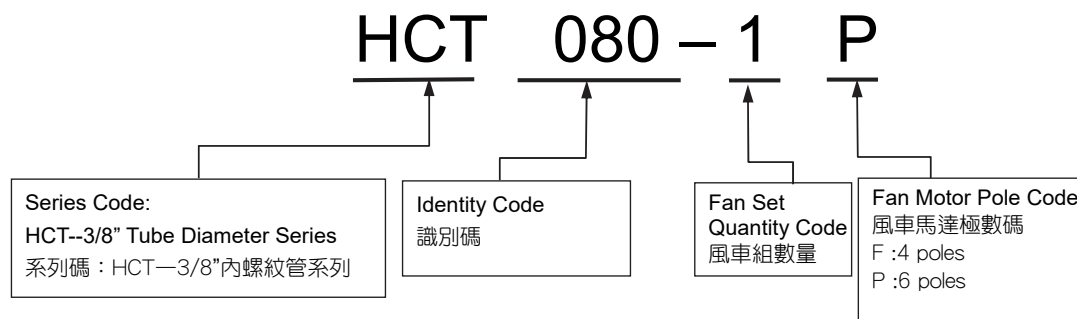
此系列機種是專為高濕度冷藏儲存與食品處理室應用所設計。高僅 315mm 的設計不佔空間。雙出風設計更容易在冷庫內獲得最佳的氣流分佈。\*

### **內在**

雙熱交換器設計在有限的空間增加熱傳面積，並採用內螺紋管，即使在低風速的條件下仍能獲得高效率的熱傳。

### **功能**

全系列機種經過詳細設計，以應用於蔬果儲存與作業式應用。平緩氣流設計避免儲物於儲存時期發生脫水現象。高傳熱面積設計使得溫度與溼度控制更加簡單。



60Hz

## Technical Data

Fin Spacing=5.08mm

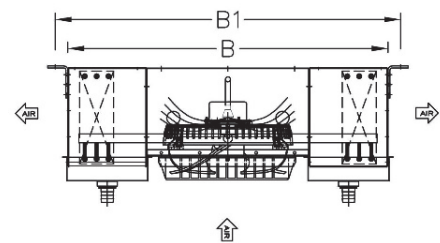
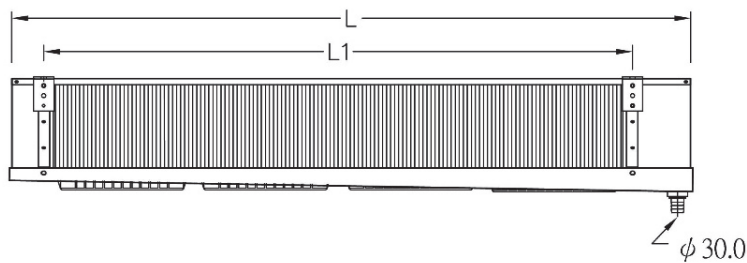
鰭片間距 =5.08mm

MODEL 型號	Capacity 能力 kW		Inner Volume 管內容積 liter	Heat Transfer Area 傳熱面積 m <sup>2</sup>	Fan 風車		
	ET=0°C TD=12°C	ET= 0°C TD=15°C			Qty. 數量	Dia. 葉徑 mm	Airflow 風量 cmh
HCT060-1P	3.25	3.96	1.9	6.22	1	304	1224
HCT080-1P	4.06	4.93	2.5	8.30	1	304	1200
HCT120-1P	4.99	6.07	3.7	12.45	1	304	1140
HCT120-2P	6.64	8.07	3.1	12.45	2	304	2448
HCT160-2P	8.09	9.84	4.1	16.60	2	304	2400
HCT240-2P	9.97	12.13	6.2	24.90	2	304	2280
HCT168-3P	9.22	11.22	4.1	17.43	3	304	3427
HCT224-3P	11.31	13.75	5.5	23.23	3	304	3360
HCT336-3P	13.84	16.83	8.2	34.85	3	304	3192
HCT250-4P	13.65	16.60	5.8	25.81	4	304	5018
HCT333-4P	16.67	20.27	7.7	34.41	4	304	4920
HCT499-4P	18.74	22.80	11.6	51.61	4	304	4674
HCT300-5P	16.67	20.27	6.9	31.03	5	304	6120
HCT400-5P	20.44	24.86	9.2	41.38	5	304	6000

MODEL 型號	Capacity 能力 kW		Inner Volume 管內容積 liter	Heat Transfer Area 傳熱面積 m <sup>2</sup>	Fan 風車		
	ET= -5°C TD=8°C	ET= 0°C TD=12°C			Qty. 數量	Dia. 葉徑 mm	Airflow 風量 cmh
HCT060-1F	2.36	3.75	1.9	6.22	1	304	1652
HCT080-1F	2.97	4.72	2.5	8.30	1	304	1620
HCT120-1F	3.80	6.04	3.7	12.45	1	304	1539
HCT120-2F	4.79	7.62	3.1	12.45	2	304	3305
HCT160-2F	5.98	9.51	4.1	16.60	2	304	3240
HCT240-2F	7.60	12.08	6.2	24.90	2	304	3078
HCT168-3F	6.77	10.76	4.1	17.43	3	304	4774
HCT224-3F	8.47	13.46	5.5	23.23	3	304	4680
HCT336-3F	10.79	17.15	8.2	34.85	3	304	4446
HCT250-4F	9.76	15.52	5.8	25.81	4	304	6600
HCT333-4F	12.13	19.28	7.7	34.41	4	304	6480
HCT499-4F	16.01	25.45	11.6	51.61	4	304	6156
HCT300-5F	12.07	19.19	6.9	31.03	5	304	8280
HCT400-5F	15.05	23.91	9.2	41.38	5	304	8100

## Dimension Data

MODEL 型號	Connection 冷媒接管		Dimension 尺寸 mm			Suspension 吊掛位置 mm	
	In 入	Out 出	L	H	B	L1	B1
HCT060-1□	1/2"	3/4"	689	315	795	412	850
HCT080-1□	1/2"	3/4"	689	315	795	412	850
HCT120-1□	1/2"	3/4"	689	315	915	412	970
HCT120-2□	1/2"	7/8"	1068	315	795	792	850
HCT160-2□	1/2"	7/8"	1068	315	795	792	850
HCT240-2□	5/8"	7/8"	1068	315	915	792	970
HCT168-3□	1/2"	7/8"	1371	315	795	1095	850
HCT224-3□	5/8"	1 1/8"	1371	315	795	1095	850
HCT336-3□	5/8"	1 1/8"	1371	315	915	1095	970
HCT250-4□	5/8"	1 1/8"	1885	315	795	1609	850
HCT333-4□	5/8"	1 1/8"	1885	315	795	1609	850
HCT499-4□	7/8"	1 3/8"	1885	315	915	1609	970
HCT300-5□	5/8"	1 1/8"	2204	315	795	1928	850
HCT400-5□	7/8"	1 3/8"	2204	315	795	1928	850



## Capacity Selection 能力選擇

All the capacity data listed on the catalog is based on R404A, air inlet condition and the temperature difference between inlet air temperature of coil and evaporating temperature. The condition is listed on Table 1.

For the condition differs from above should be modified by following equation.

$$Q_r = Q_c \times f$$

$Q_r$ : Rating capacity of unit cooler

$Q_c$ : Capacity of unit cooler listed on catalog

$f$ : Correction factor for refrigerant on Table 2

We also provide the anti corrosion coils (EnergyGuard® technology), if select the EnergyGuard coating, the capacity should time 0.975 correction factor again.

本型錄所有的能力資料是依據使用 R404A、空氣進入熱交換器的條件以及表 1 所列的熱交換器進口空氣溫度與蒸發溫度差所計算。

當條件與表 1 所列不同時，請依照下式進行能力修正：

$$Q_r = Q_c \times f$$

$Q_r$ : 蒸發器的額定能力

$Q_c$ : 蒸發器的型錄能力

$f$ : 表 2 的冷媒修正係數

我們也提供防蝕處理的盤管(衛能防蝕技術®)，如果選購衛能防蝕處理，則能力必須要再乘上 0.975。

Table 1 Catalog capacity conditions

表 1 型錄性能條件

Application 應用	Evap. Temp. 蒸發溫度 °C	Inlet Air Temp. 空氣溫度 °C	Temp. Difference 溫度差 °C	Inlet Air Humidity 空氣濕度 %RH
Storage for 4/12 °C 冷庫庫溫 4/12 °C	-5 0	3 12	8 12	85

Table 2 Correction factor  $f$  for different refrigerants

表 2 不同冷媒修正係數  $f$  值

Evap. Temp. 蒸發溫度 °C	R404A/R507	R134a
-5	1	0.91
0	1	0.93

## Fan Set Performance 風車性能

All performance listed is for free outlet in showcase.

所有表列風車能力是依據出口端無障礙物時所獲得。

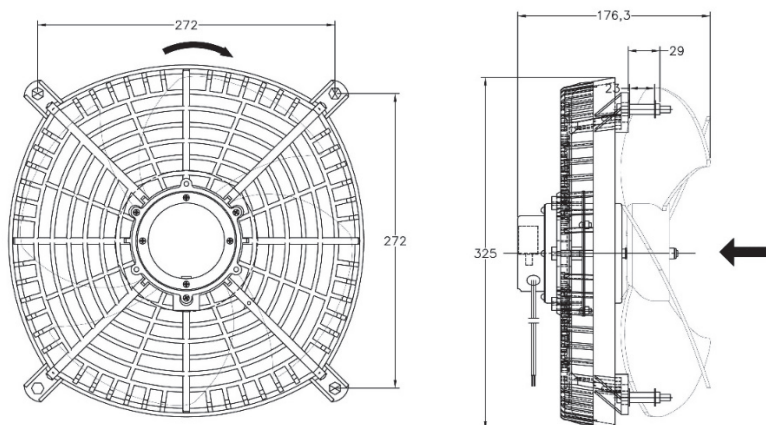
Table 3 Performance table of fan set (for 1set)

表 3 風車組性能表(單組)

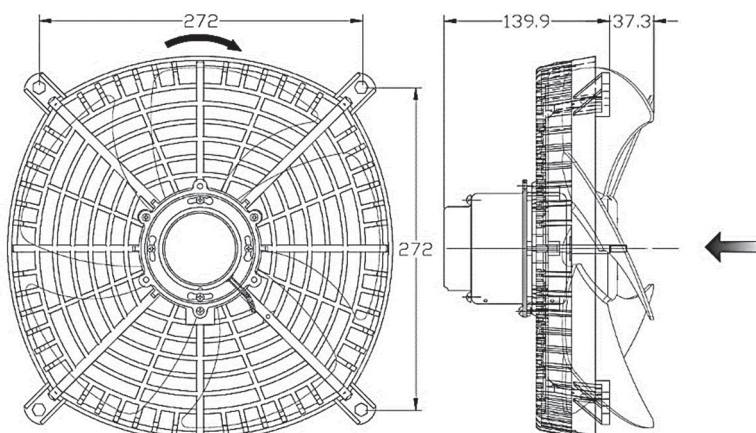
Frequency 頻率	Fan Set Model 風車型號	Fan dia. 葉徑 mm	Input 入力 W	Voltage 電壓 V	Rating Current 額定電流 A
60Hz	660CH (6P)	304	55	1 $\phi$ 220V	0.25
	660C1 (4P)	304	110	1 $\phi$ 220V	0.56

### Dimension of Fan set 風車組尺寸

660CH



660C1



## Parts Specification of our unit cooler

### 熱交換器部品規格

Parts 部品	Specification 規格
Fins 鰭片	Aluminum Alloy 1100 鋁合金 1100
Tubes 管	Copper C1220T—3/8” 紫銅管 C1220T—3/8”
Casing 箱體	Painted Aluminum A5052P 烤漆鋁合金板 A5052P **Stainless Steel SUS304(Optional) **不銹鋼板 SUS304 (選購)
Fan motor 風車馬達	IP 23
Anti Corrosion(Optional) 鰭片防蝕 (選購)	EnergyGuard® 衛能防蝕技術

Version 2014.0.1 Subject to change without notice! 資料變更恕不另行通知!



I-Cherng Refrigeration Industrial Co., Ltd.

一丞冷凍工業股份有限公司

Heat Exchanger Taiwan 熱交換器 台灣製造

No.12 Chu Kuang 1st St., Daliao Dist.,

Kaohsiung City, 83164, Taiwan

台灣高雄市大寮區莒光一街 12 號

Tel:07-7873666 Fax:07-7872999

Website: [www.icherng.com.tw](http://www.icherng.com.tw)

Email: [icherng.com@msa.hinet.net](mailto:icherng.com@msa.hinet.net)



*Heat Exchanger Taiwan*

一丞